

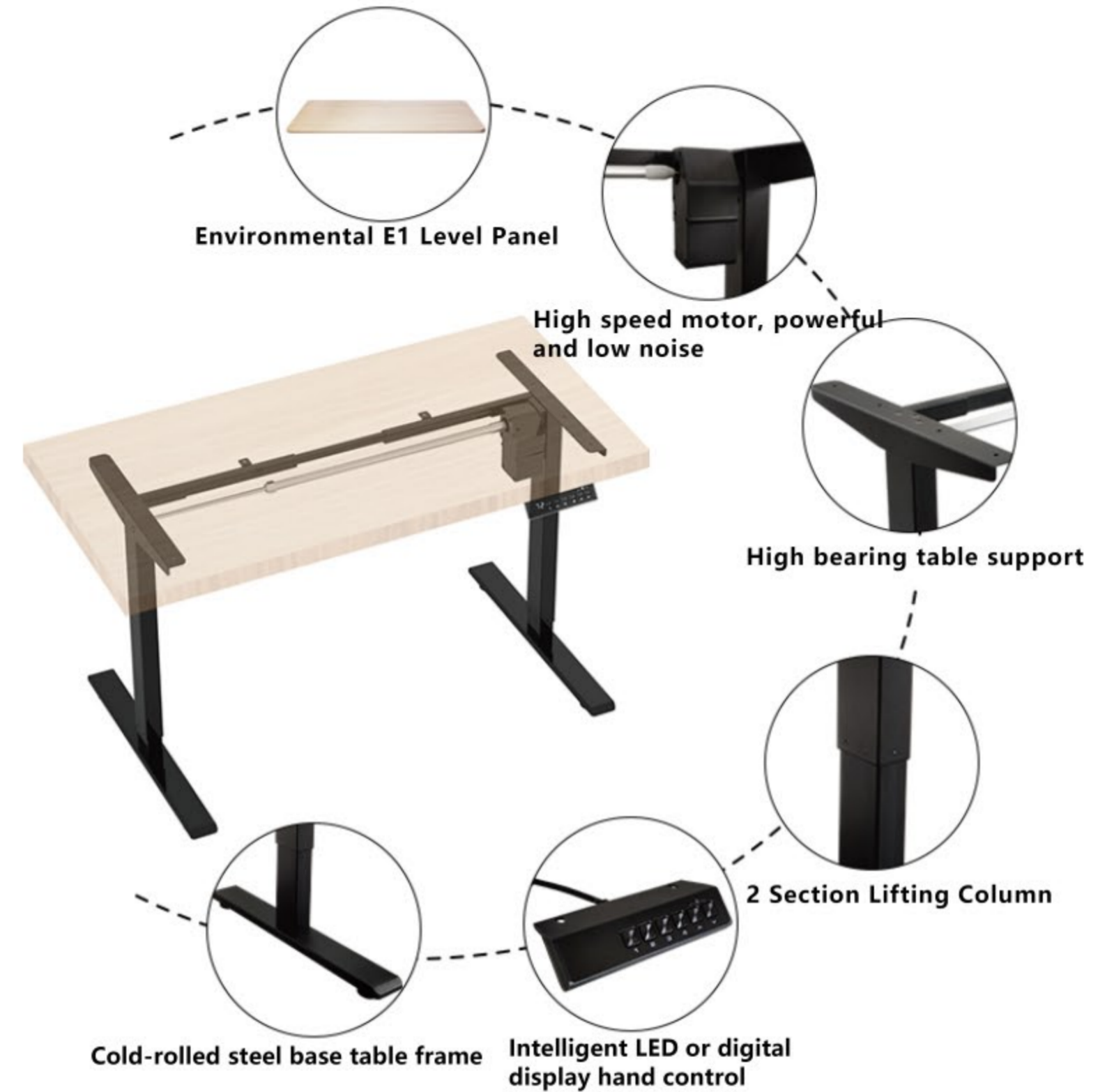


01 HEIGHT ADJUSTABLE FRAME SERIES

- Single Motor height-adjustable desk
- Dual Motor height-adjustable desk
- Hand Crank height-adjustable desk



T523

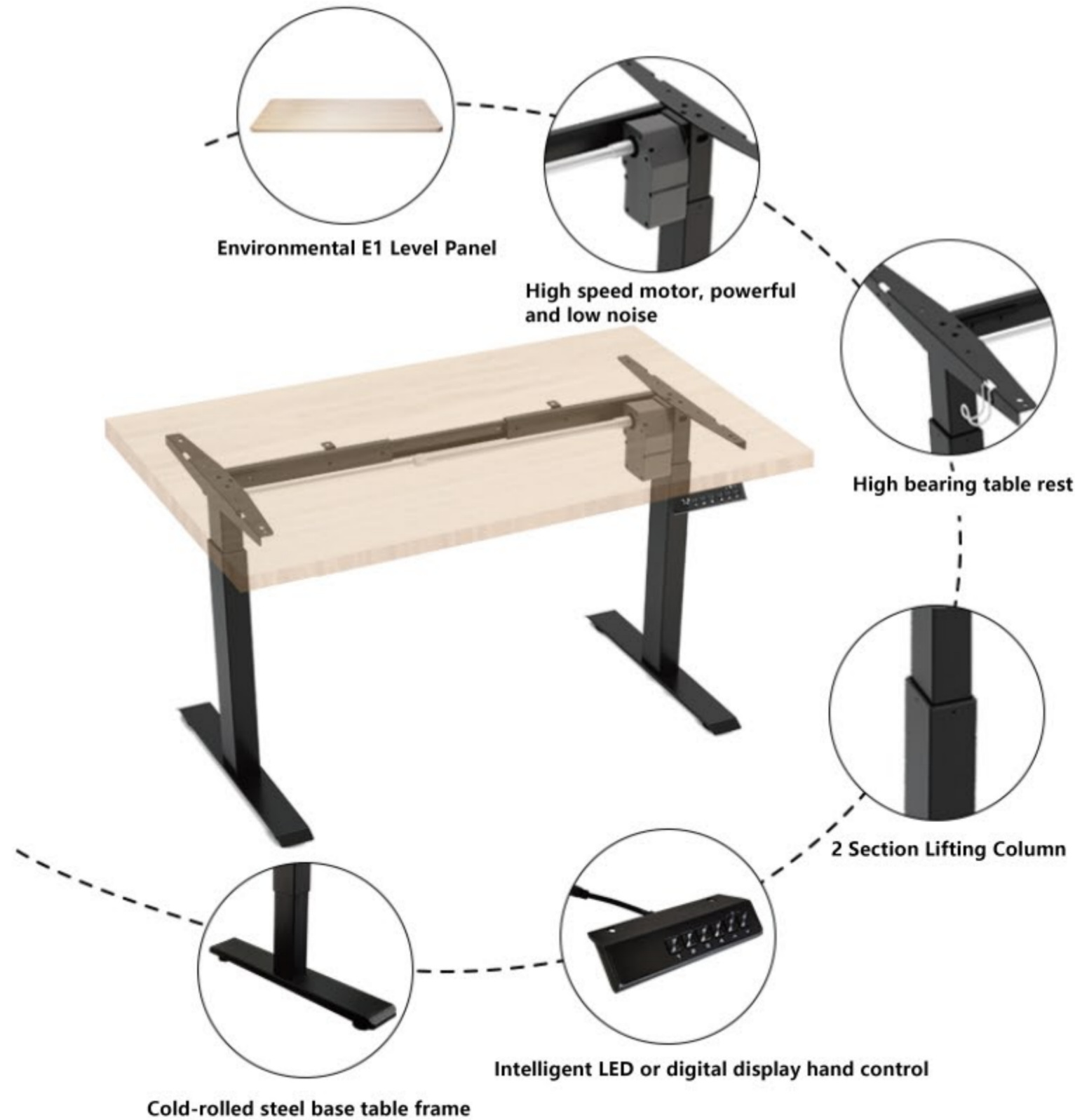


Product Name: 2 Stage Single Motor inversion;
Item:T523
Height:720-1200mm
Extension Range:960-1350mm
Supporter:475×29×50mm
Platform Foot:580×70×20mm
Lifting:25mm/s
Loading Weight:80kgs
Controller:With 4 Memory
Color Of Frame:Black, White,Grey
Input Voltage:100-240V
Operation Time:2 min on,18 min off
Column Size: 75*45*1.5Tmm, 70*40*1.5Tmm

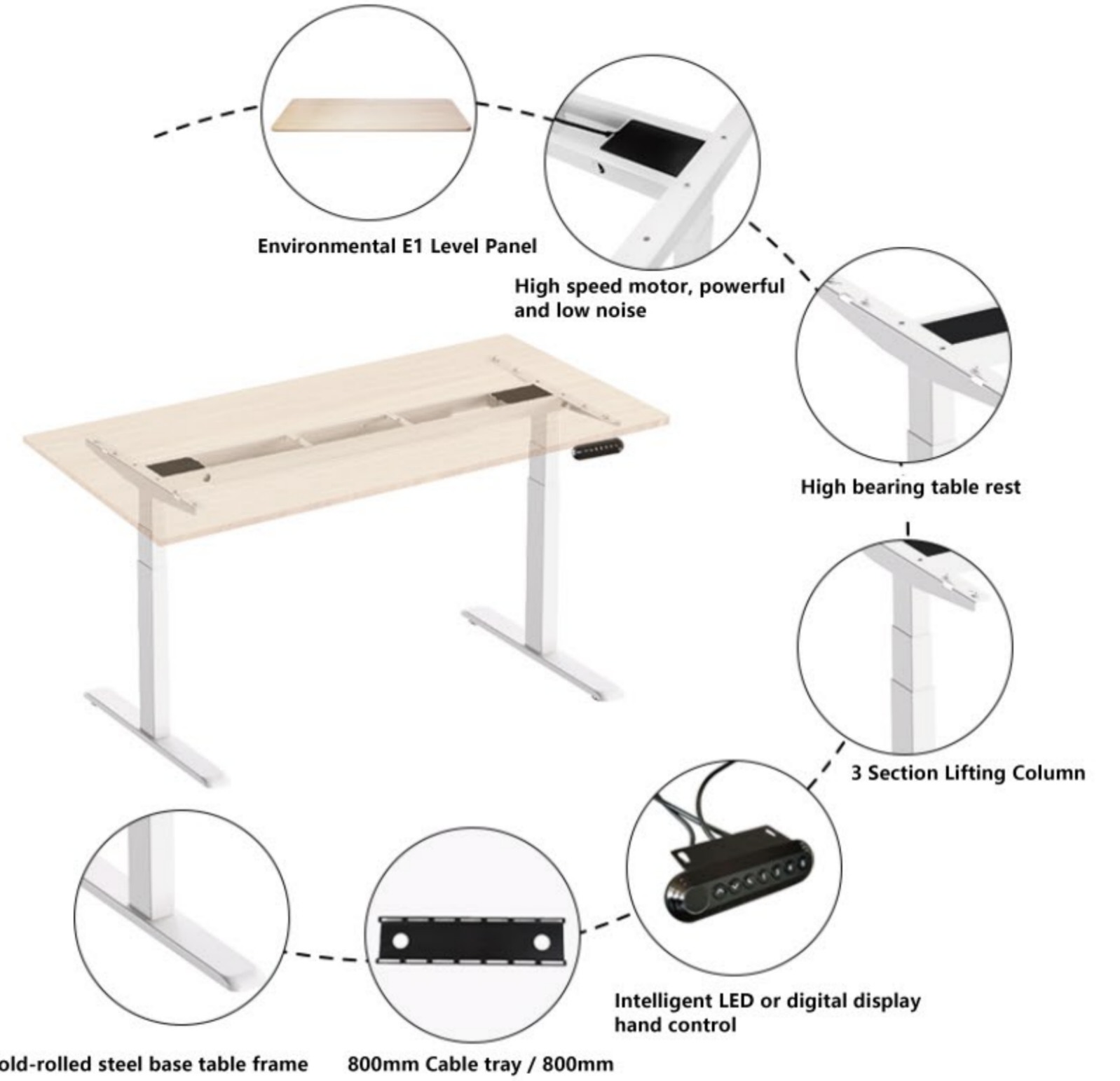
T526



Product Name: 2 Stage Single Motor Frame
Item: T526
Height: 720-1200mm
Extension Range: 960-1530mm
Supporter: 480×55×45mm
Platform Foot: 580×80×20mm
Lifting: 25mm/s
Loading Weight: 100kgs
Controller: With 4 Memory
Color Of Frame: Black, White, Grey
Input Voltage: 100-240V
Operation Time: 2 min on, 18 min off
Column Size: 80*60*2.0Tmm, 70*50*1.5Tmm

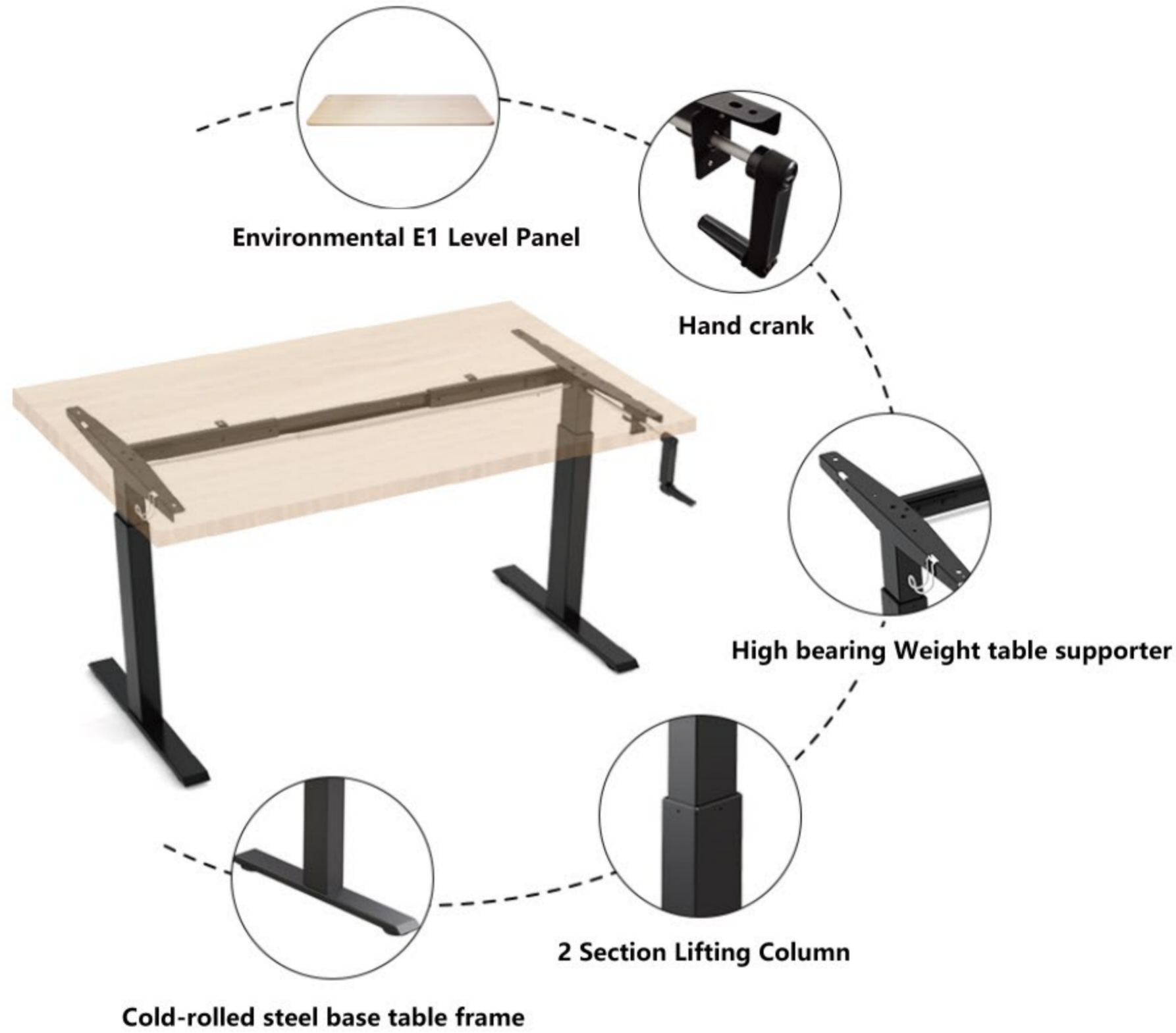


T423



Product Name: 3 Stage Dual Motor
Height: 610-1260mm
Extension Range: 1015-1600mm
Supporter: 575×40×45mm
Platform Foot: 680/580×80×20mm
Lifting: 30mm/s
Loading Weight: 120kgs
Controller: With 4 Memory
Color Of Frame: Black, White, Grey
Input Voltage: 100-240V
Operation Time: 2 min on, 18 min off
Column Size: 80*50*1.5T, 75*45*1.5Tmm, 70*40*1.5Tmm

T728

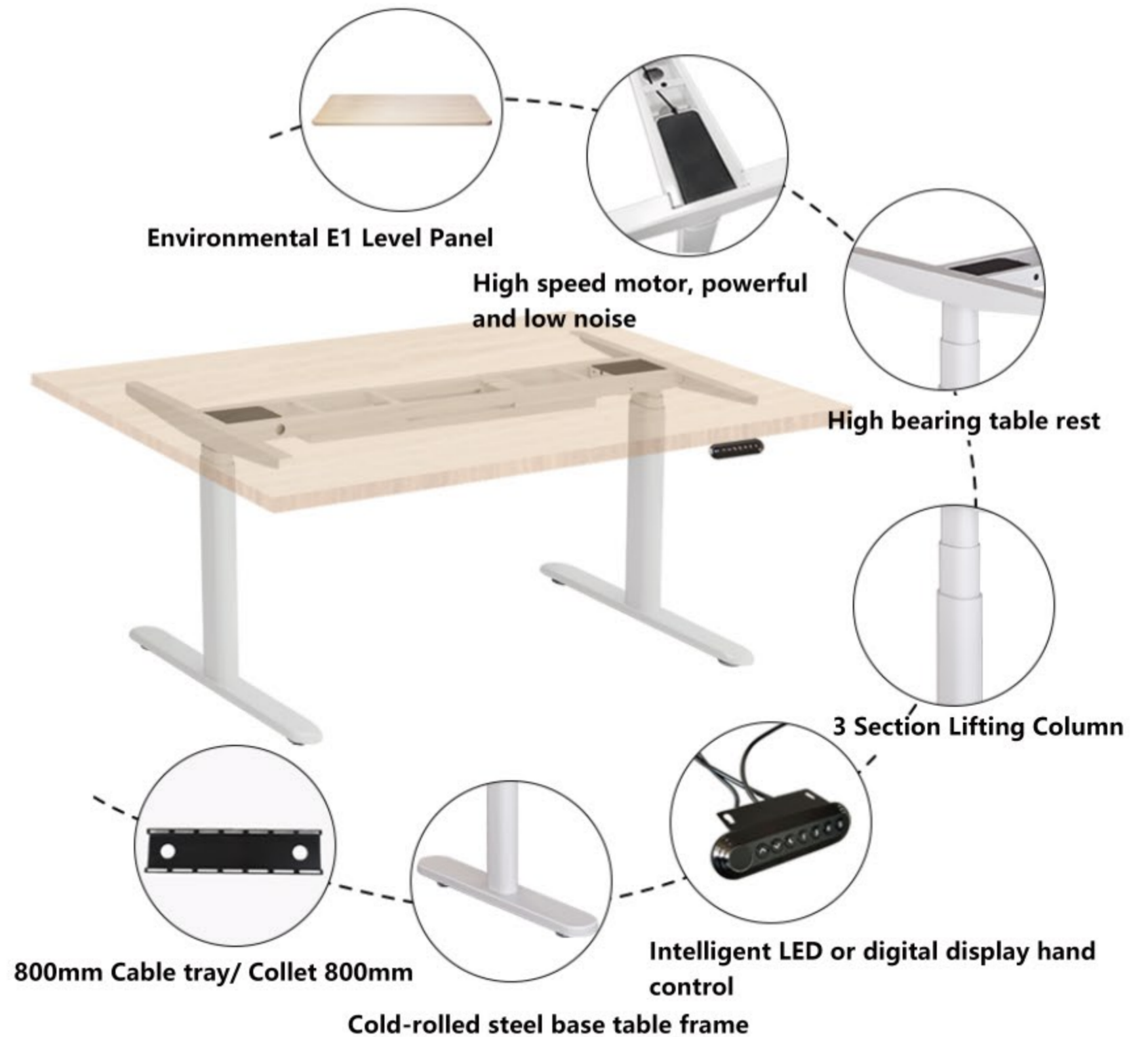


Product Name: Manual 2-Stage Lifting Frame
Height:720-1200mm
Extension Range:960-1530mm
Supporter:580×55×45mm
Platform Foot:580×80×20mm
Lifting:6mm/laps or 12mm/laps
Loading Weight:80kgs
Hand Control: Hand Handle ABS (with Bearing Structure)
Color Of Frame:Black, White
Column Size: 80*60*2.0Tmm, 70*50*1.5Tmm

CTHT3-F6201



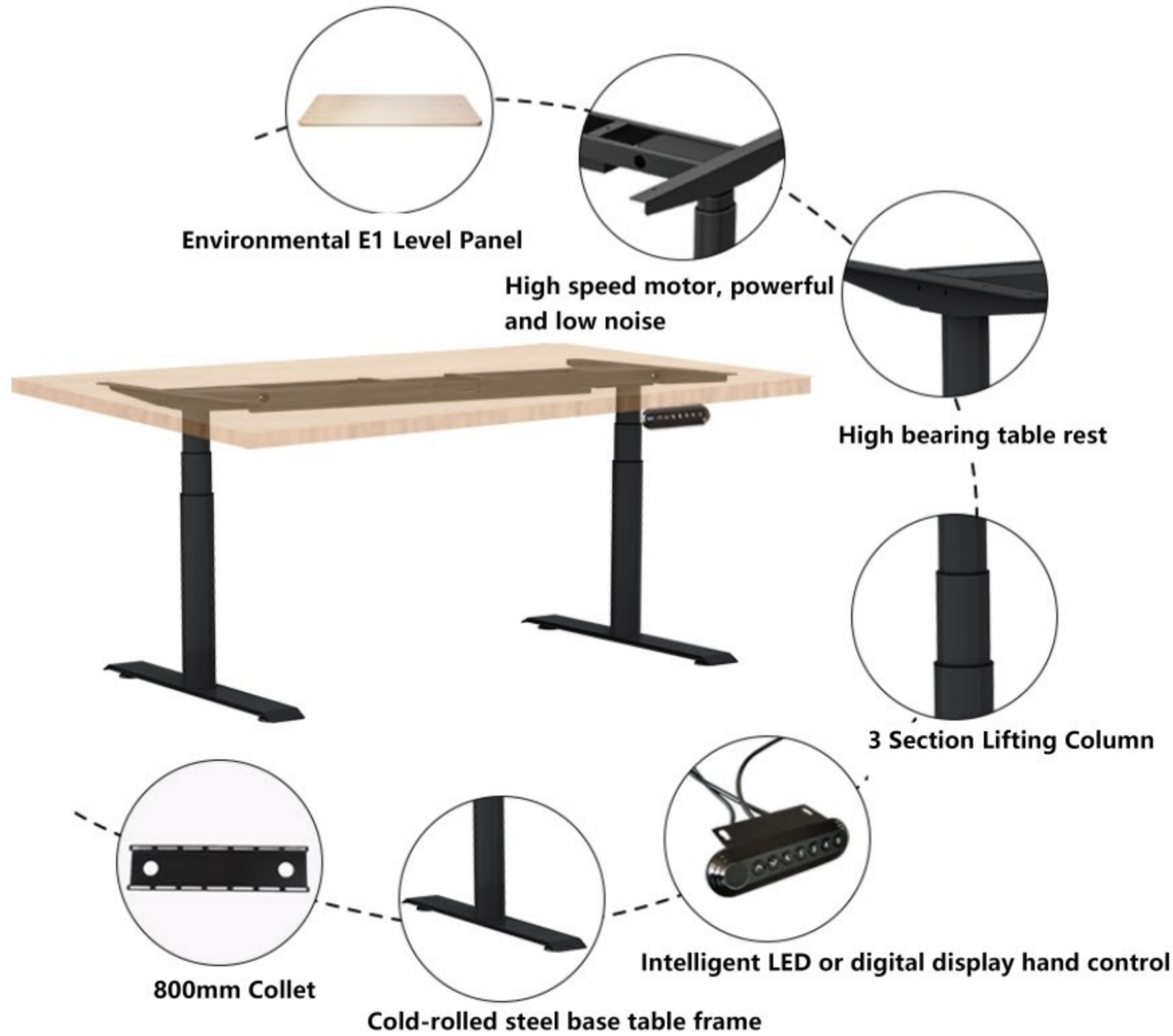
Product Name: 3 Stage Dual Motor (oval Tube)
Height:610-1260mm
Extension Range:1100-1700mm
Supporter:575×38×51mm
Platform Foot:680/580×80×20mm
Lifting:30mm/s
Loading Weight:120kgs
Controller:With 4 Memory
Color Of Frame:Black, White
Input Voltage:100-240V
Operation Time:2 min on,18 min off
Column Size:91*57*2.0MM.



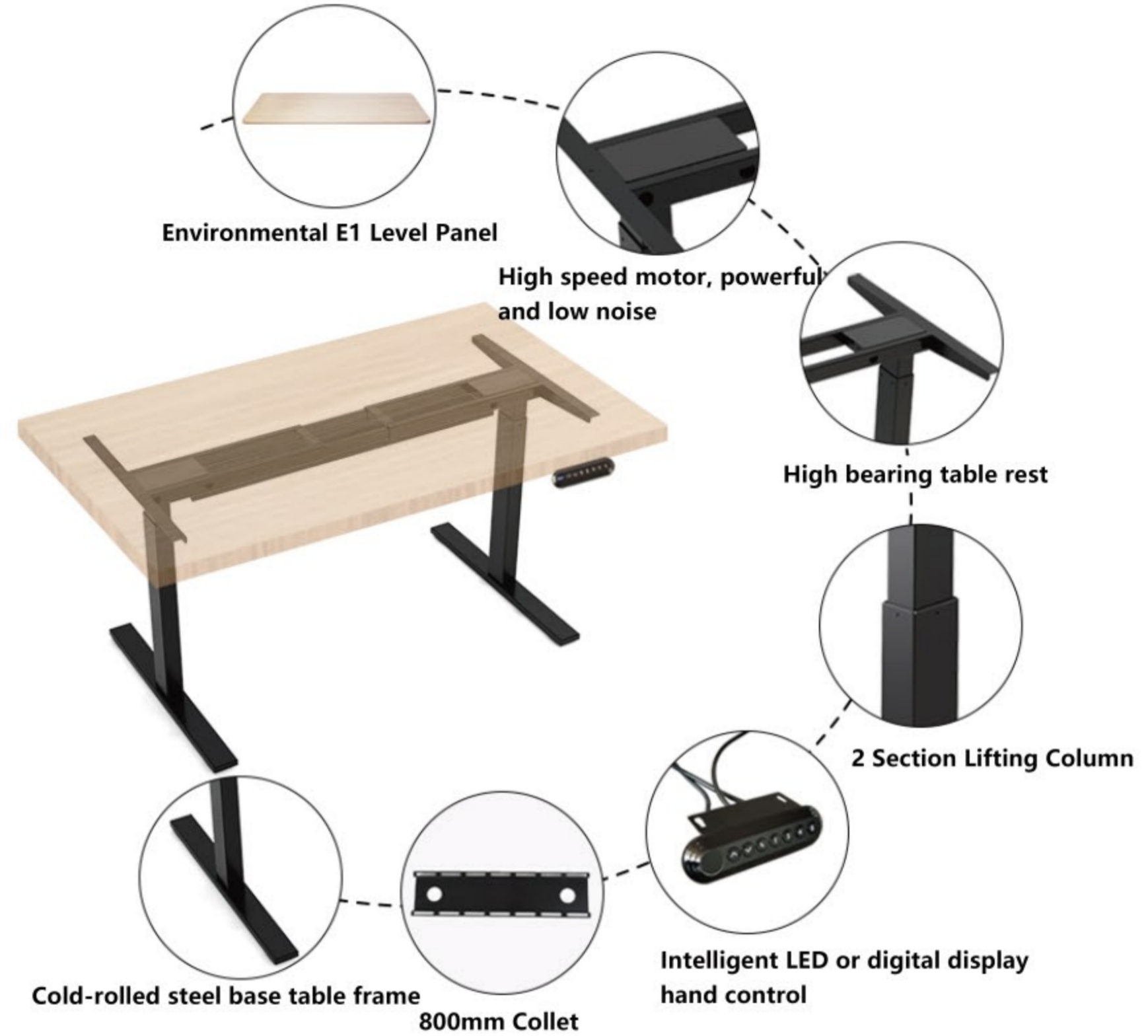
CTHT3-F3201



Product Name: 3 Stage Dual Motor (Round Tube)
Height: 610-1260mm
Extension Range: 1100-1700mm
Supporter: 575×37×43mm
Platform Foot: 700×80×30mm
Lifting: 30mm/s
Loading Weight: 120kgs
Controller: With 4 Memory
Color Of Frame: Black, White
Input Voltage: 100-240V
Operation Time: 2 min on, 18 min off
Column Size: Outer Tube: D70*2.0MM. Middle Tube: D63.5*2.0MM; Inner Tube: D57*2.0MM



T412



Product Name: 2 Stage Dual Motor
Height: 700-1180mm
Extension Range: 1015-1600mm
Supporter: 575×40×45mm
Platform Foot: 580×80×20mm
Lifting: 30mm/s
Loading Weight: 80kgs
Controller: With 4 Memory
Color Of Frame: Black, White
Input Voltage: 100-240V
Operation Time: 2 min on, 18 min off
Column Size: 75*45*1.5Tmm, 70*40*1.5Tmm

CT03



Product Name: 3 Stage Dual Motor (Square Tube)

Height:600-1250mm

Extension Range:1015-1700mm

Supporter:575×51×37mm

Platform Foot:700×80×30mm

Lifting:30mm/s

Loading Weight:120kgs

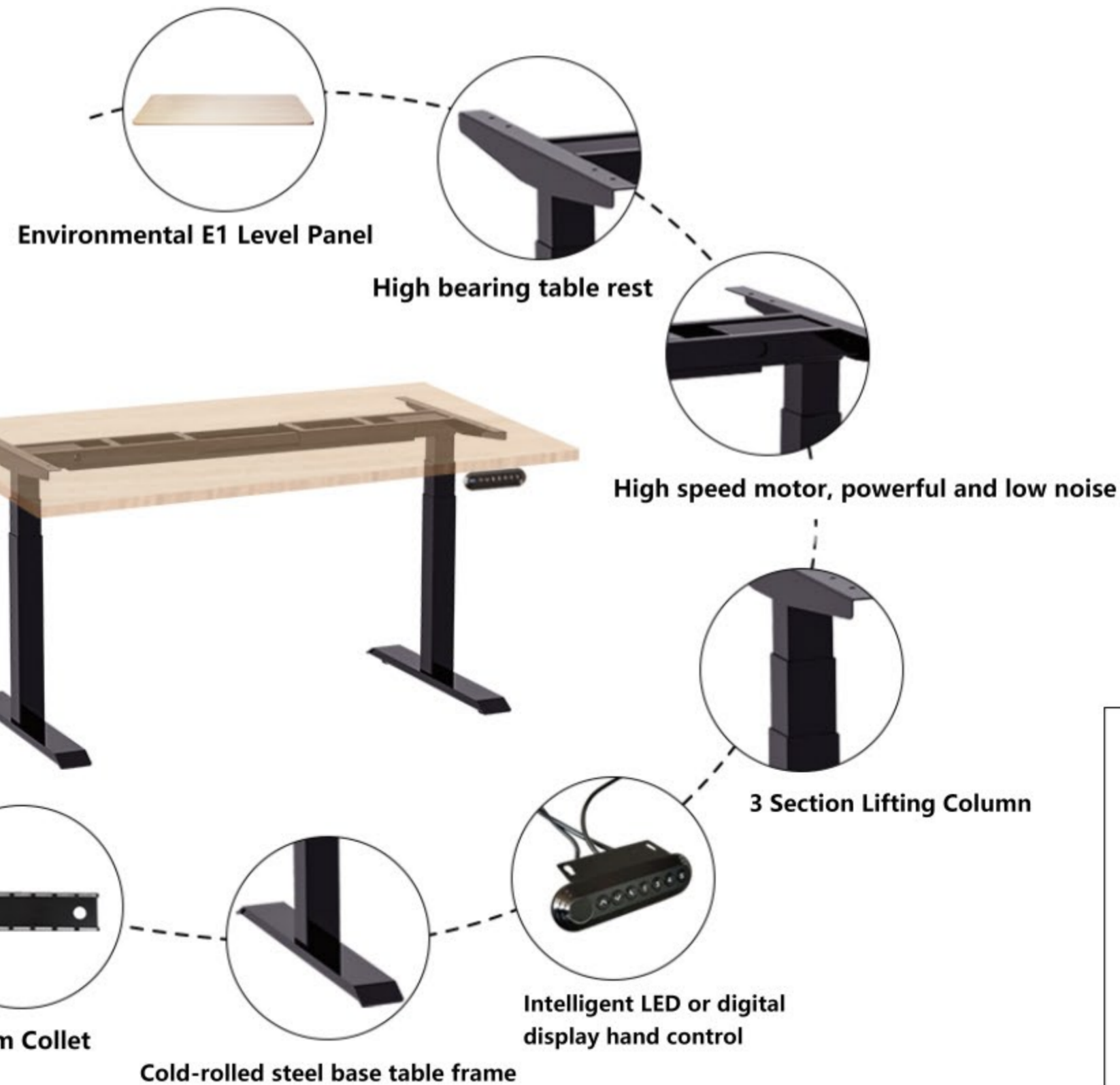
Controller:With 4 Memory

Color Of Frame:Black, White

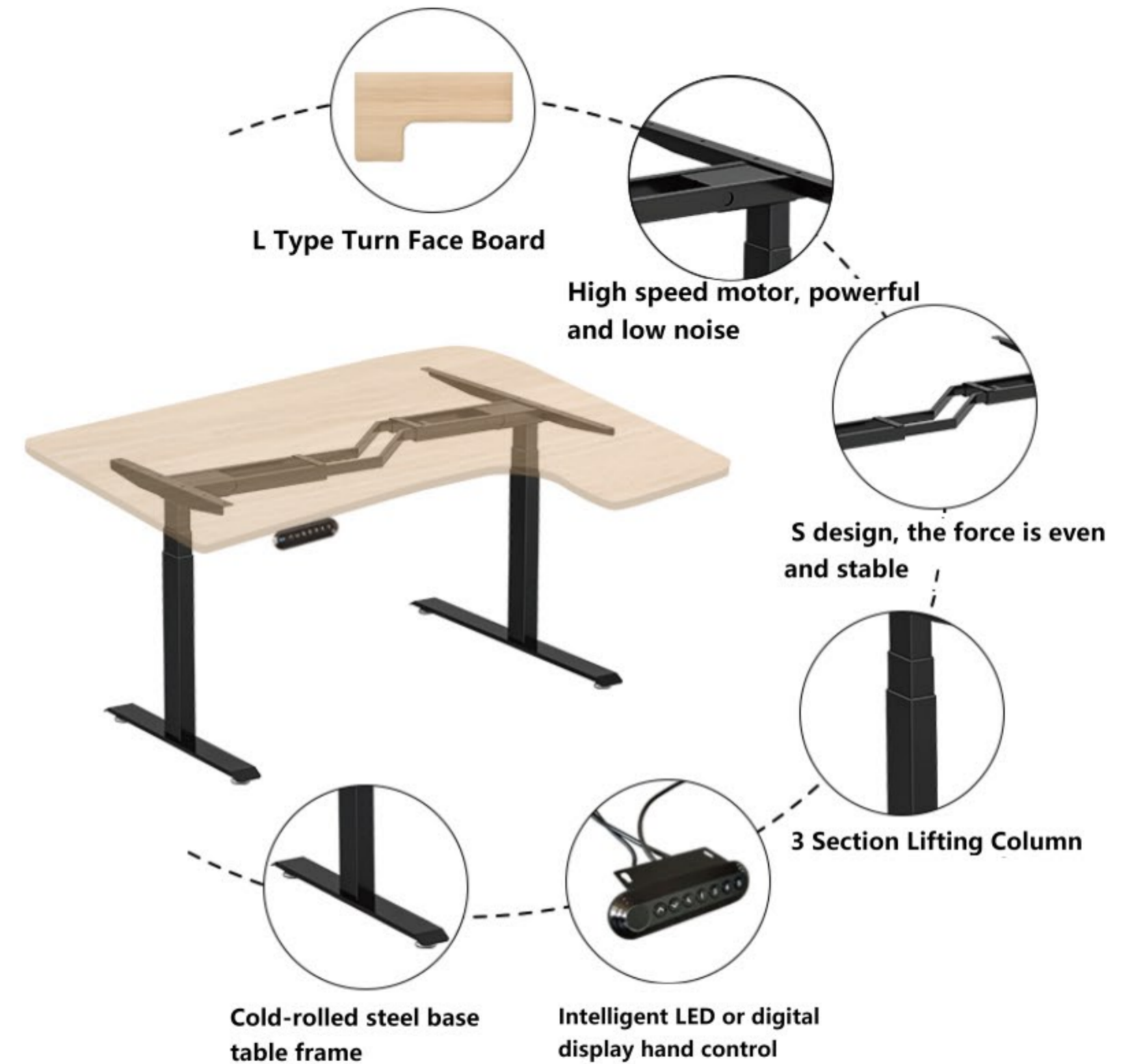
Input Voltage:100-240V

Operation Time:2 min on,18 min off

Column Size: 70*70*1.5T, 65*65*1.5Tmm, 60*60*1.5Tmm



CTHT3-F4206



Height:600-1250mm
Extension Range: Main stage 1130-1800mm
 Vice-desk 1100-1300mm
Supporter: short 575*40*45mm
 Long 900*40*45mm
Platform Foot: short 560*70*20mm
 Long 960*70*20mm

Lifting:30mm/s
Loading Weight:120kgs
Controller:With 4 Memory
Color Of Frame:Black, White
Input Voltage:100-240V
Operation Time:2 min on,18 min off
Column Size: 80*50*1.5T, 75*45*1.5Tmm,
 70*40*1.5Tmm

02 CHILDREN SERIES

Short height-adjustable desk

T727 Short Style



Product Name:Hand Crank 2 Section Lift Table (Short Style)
Height:520-820mm
Extension Range:960-1530mm
Supporter:580×55×45mm
Platform Foot:580×80×20mm
Lifting:6mm/laps or 12mm/Circle
Loading Weight:80kgs
Hand Control: Hand Handle ABS (with Bearing Structure)
Color Of Frame:Black, White
Column Size: 80*60*2.0Tmm, 70*50*1.5Tmm



T526B Short Style




Product Name: 2 Stage Single Motor (Short Style)
Height:520-820mm
Extension Range:960-1530mm
Supporter:480×55×45mm
Platform Foot:580×80×20mm
Lifting:25mm/s
Loading Weight:80kgs
Controller:With 4 Memory Height
Color Of Frame:Black, White,Grey
Input Voltage:100-240V
Operation Time:5 min on,20 min off
Column Size: 80*60*2.0Tmm, 70*50*1.5Tmm



CTHT3-F4200L Short Style



Product Name: 3 Stage Dual Motor (Short Style)
Height:450-770mm
Extension Range:1015-1600mm
Supporter:575×40×45mm
Platform Foot:560/700×70×20mm
Lifting:30mm/s
Loading Weight:120kgs
Controller:With 4 Memory
Color Of Frame:Black, White
Input Voltage:100-240V
Operation Time:2 min on,18 min off
Column Size: 80*50*1.5T, 75*45*1.5Tmm, 70*40*1.5Tmm



03 ENGINEERING SERIES

SIT OPPOSITE ELECTRIC height-adjustable desk

CTHT3-F4350



Product Name: 3 Stage Tripple Motor
Height:600-1250mm
Extension Range: Main stage: 1010-1700mm
 Vice-desk: 820-1420mm
Suppoter:575/450×40×45mm
Platform Foot:560/700×70×20mm

Lifting:30mm/s
Loading Weight:240kgs
Controller:With 4 Memory
Color Of Frame:Black, White
Input Voltage:100-240V
Operation Time:2 min on,18 min off
Column Size: 80*50*1.5T, 75*45*1.5Tmm,
 70*40*1.5Tmm

CTHT3-F4900



Product Name:Cluster Of 3 Moving Desk In 3 Stage
Tripple Motor
Height:600-1250mm
Suppoter:575×40×45mm
Platform Foot: Raised Foot
Lifting:30mm/s
Loading Weight:80kgs
Controller:With 4 Memory
Children lock: Yes.
Color Of Frame:Black, White
Input Voltage:100-240V
Operation Time:2 min on,18 min off
Column Size: 80*50*1.5T, 75*45*1.5Tmm,
 70*40*1.5Tmm



CTHT3-F4353



Product Name: Cluster Of 3 Moving Desk In 3 Stage
Tripple Motor
 (adjustable angle)
Height:600-1250mm
Extension Range: 2230-3630mm
Lifting:30mm/s
Frame Adjustable Angle: 90 °, 120 °, 180 °
Loading Weight:240kgs
Controller:With 4 Memory
Color Of Frame:Black, Whit, Grey
Input Voltage:100-240V
Operation Time:2 min on,18 min off
Column Size: 80*50*1.5T, 75*45*1.5Tmm,
 70*40*1.5Tmm



CTHT3-F4404



Product Name: Sit Opposite With 3 Stage Dual
Motor
Height:600-1250mm
Suppoter:575×40×45mm
Extension Range: 1015-1600mm
Platform Foot: Raised Foot
Lifting:30mm/s
Loading Weight:120kg/single
Controller:With 4 Memory Height
Color Of Frame:Black, Whit, Grey
Input Voltage:100-240V
Operation Time:2 min on,18 min off
Column Size: 80*50*1.5T, 75*45*1.5Tmm,
 70*40*1.5Tmm



CTHT3-F4410C



Product Name:Four Motor Four Legs Synchronous
3 Section Table Frame
Height:600-1250mm
Maximum load bearing:320kgs
Extension Range: 1015-1600mm
Color Of Frame:Black, Whit, Grey
Input Voltage:100-240VAC
Lifting:30mm/s
Operation Time:2 min on,18 min off
Column Size: 80*50*1.5T, 75*45*1.5Tmm,
70*40*1.5Tmm



CTHT2-F5S43




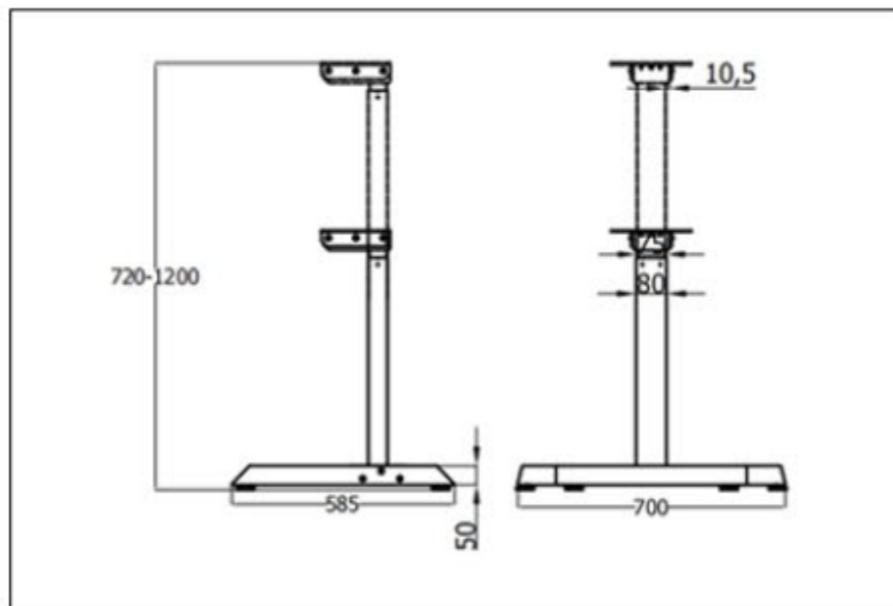
Product Name: Sit Opposite With 2 Stage
Single Motor
Height:720-1200mm
Extension Range: 960-1530mm
Supporter:480×55×45mm
Platform Foot: Raised Foot
Lifting:25mm/s
Loading Weight:80kgs
Color Of Frame:Black, Whit, Grey
Input Voltage:100-240V
Operation Time:2 min on,18 min off
Column Size: 80*60*2.0Tmm, 70*50*1.5Tmm



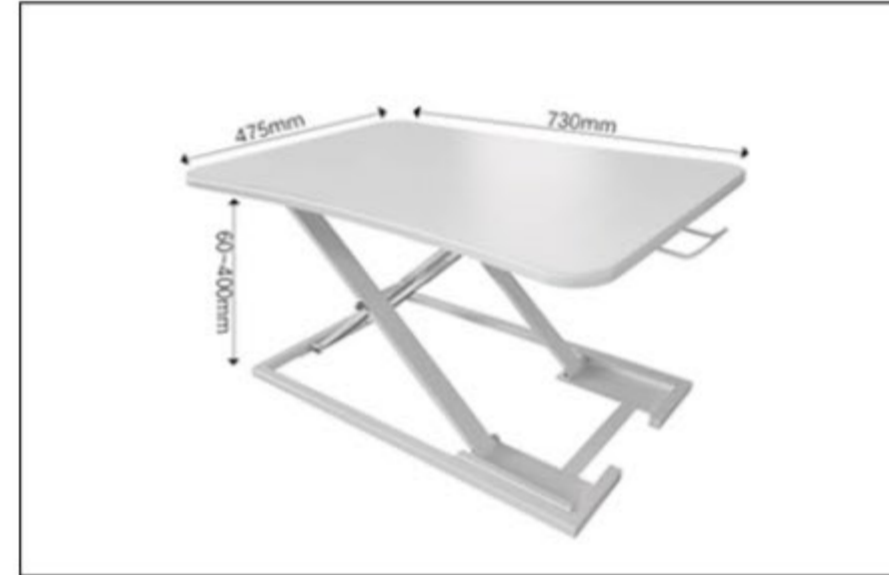
CTHT2-F4101



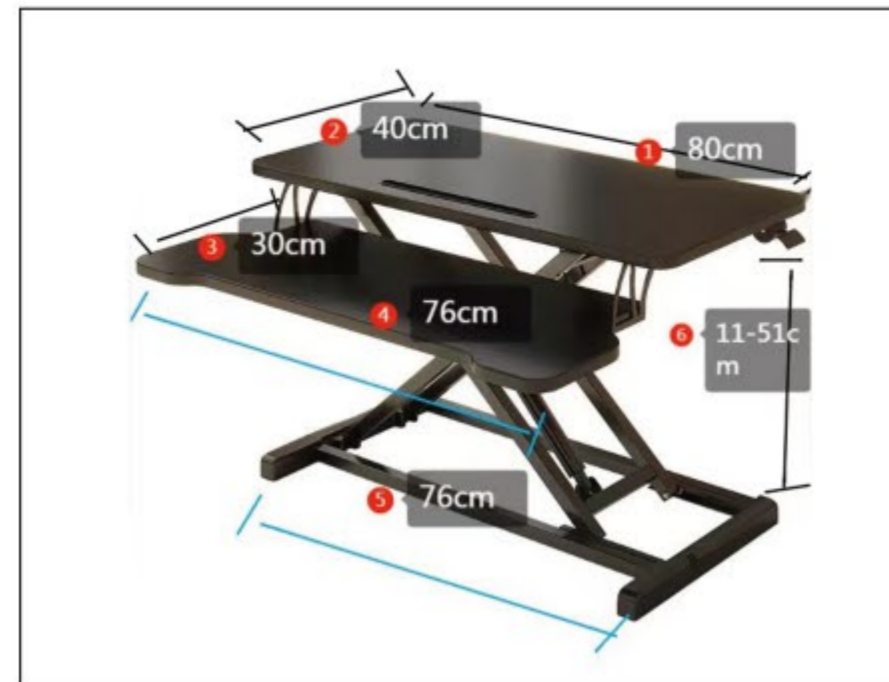
Product Name:2 Stage Single Motor
Height:720-1200mm
Lifting:25mm/s
Loading Weight:80kgs
Color Of Frame:Black, White
Input Voltage:100-240V
Operation Time:2 min on,18 min off
Column Size: 80*50*1.5T, 75*45*1.5Tmm



CTHT-ZL00L Single-Tier Table



CTHT-DD04 Double-decker Table



CT-Q1609



Product Name: Cylindrical 2-Section
Pneumatic Table
Height:750-1030mm
Lifting:25mm/s
Color Of Frame:Black, Whit, Grey
Panel size: 690*470*18mm
Material: MDF-S blister board
Legs: with universal pulleys (lockable)



Cold-rolled steel table frame



Silent spinner wheels

TE43S

Product Name: Solid Wood With 3
Stage Dual Motor
Height:600-1250mm
Wooden foot size: 700×460×100mm
Extension Range: 1015-1600mm
Supporter:575×40×45mm
Controller:With 4 Memory

Lifting:30mm/s
Loading Weight:120kgs
Color Of Frame:Black, Whit, Grey
Input Voltage:100-240V
Operation Time:2 min on,18 min off
Column Size: 80*50*1.5T, 75*45*1.5Tmm,
70*40*1.5Tmm



T527 Tempered glass (touch screen control)



Product Name: Single-Motor 2 Tection Height-Adjustable
Glass Desk
Height:720-1200mm
Extension Range: Fixed beam: with 1200 glass panel, 6mm thick
Wooden Foot Size: 580×70×20(Lean forward)
Lifting:25mm/s
Loading Weight:120kgs
Controller:With 4 Memory
Input Voltage:100-240V
Operation Time:2 min on,18 min off
Column Size: 80*60*2.0Tmm, 70*50*1.5Tmm
HAND CONTROL: touch control, with sedentary reminder function, 2 usb charging ports + 1 type-c charging port, optional wooden panel, adding wireless charging/water cup heating/main desktop heating function

T528 Tempered glass (button control)

Product Name: Single-Motor 2 Section Height-Adjustable
Glass Desk
Height:720-1200mm
Wooden Foot Size: 580×70×20(Lean forward)
Lifting:25mm/s
Loading Weight:80kgs
Controller:With 4 Memory
Input Voltage:100-240V
Operation Time:2 min on,18 min off
Column Size: 80*60*2.0Tmm, 70*50*1.5Tmm

Sedentary reminder function, 1 USB charging port, 1 TYPE-C charging port, 4 USB ports outside the back, optional wooden panel, add wireless charging/water cup heating/main desktop heating function



NEW DESIGN



TA1



TA3



TF4A



CH283A-CHAIR

- Back:** PA+ GF30% back frame with PA mesh fabric and 8 levels of ergonomic up-and-down adjustment
- Seat:** PA+GF chair frame with PA special net with front and rear 5 gear sliding function
- Air rod:** stroke 85mm, sink 40mm three-stage air pressure bar
- Handrail:** (CH283A) PU surface 3D handrail, sliding forward and backward, rotating, up and down 6 levels of lifting (CH283A-HS) black PU handrail surface gray 3D lifting handrail, 7 levels lifting
- Chassis:** CH283A (four-speed lock-by-wire chassis)
CH283A-HS (Black 4-speed lock-by-wire chassis)
- Legs:** 340mmPA five-star feet **Chair wheels:** 60/25 black PU wheels

Fabric options:

- CH283A
Back: TM series (black/gray/red/white) Seat: TM Series (Black/Gray/Red/White)
- CH283A-HS
Back: TM series (black/gray/red/white) Seat: TM Series (Black/Gray/Red/White)



CH233A-CHAIR

- Headrest:** Lifting headrest
- Back:** Black PA+GF back frame, with special mesh fabric with attached ergonomics
Learn the elastic adaptive lumbar support
- Seat:** shaped cotton + cutting cotton, with seat plate sliding function
- Armrest:** PU surface 3D armrest, sliding back and forth, rotating, up and down 6 levels of lifting
- Chassis:** CH223A (four-speed locking self-supporting chassis)
CH223A-W (4-speed lock-by-wire self-supporting chassis)
- Air Bar:** stroke 85mm sink 40mm² three-stage air pressure
- Legs:** 340mmPA five-star feet **Chair wheels:** 60/25 black PU wheels

Fabric options:

- CH233A
Headrest: LV-303 series (black/gray) A back: LV-303 series (black / gray)
Seat: OS-300 series (black/gray/blue/orange/red/green)
- *CH233A-OW
Back: TM series (black/gray/red/white)
Seat: TM Series (Black/Gray/Red/White)



Single-motor/dual-motor hand controller (SK032)



Child lock: press the up and down keys + 1 key length for 10 seconds to lock.
Luminous function: press the button to glow automatically at night, so that you can see in the dark.
USB: charging function.

Single-motor hand control (SK026)



A new dual-motor handset (SK058)




Child lock: press the up and down keys + 1 key length for 10 seconds to lock. 1USB+1TYPE-C interface: sedentary reminder for charging function

Dual-motor XSD/WN Hand Control (SK025)



Multi-size panels are available



The colors are




Solid wood table board is




A variety of rock slabs are customized

Method 1: Table board color size customization Rock slab customization Matte rock slab Multi-color selection




Fish maw gold




Pandora



The white of a fish's belly




laurentin



Vic grey



Lauren black gold



Fittings



Main frame 1



Main frame 2



Pulley



Double electric mechanism trough



Single electric mechanism trough



Plastic tube



Keel

← Multinational plugs are available →



美式
USA



澳式
AUSTRALIA



英式
ENGLAND



欧式
EUROPEAN



更多
MORE

Column



Model: DL18 Stroke Length: 500mm
Lowest Position: 650mm Highest Position: 1150mm
Load Capacity :800N Speed: 28-36mm/s



Model: DL19 Stroke Length: 650mm
Lowest Position: 560mm Highest Position: 1210mm
Load Capacity :800N Speed: 35mm/s



Model: DL10 Stroke Length: 500mm
Lowest Position: 650mm Highest Position: 1150mm
Load Capacity :800N Speed: 28-36mm/s



Model: DL11 Stroke Length: 650mm
Lowest Position: 560mm Highest Position: 1210mm
Load Capacity :800N Speed: 35mm/s



Model: DL6 Stroke Length: 650mm
Lowest Position: 560mm Highest Position: 1210mm
Load Capacity :800N Speed: 35mm/s



Model: DL5 Stroke Length: 500mm
Lowest Position: 650mm Highest Position: 1150mm
Load Capacity :800N Speed: 28-36mm/s



Model: DL4 Stroke Length: 650mm
Lowest Position: 560mm Highest Position: 1210mm
Load Capacity :800N Speed: 35mm/s



Model: TL10 Stroke Length: 500mm
Lowest Position: 650mm Highest Position: 1150mm
Load Capacity :800N Speed: 28-36mm/s



Model: TL10 Stroke Length: 650mm
Lowest Position: 560mm Highest Position: 1210mm
Load Capacity :800N Speed: 35mm/s

Toney Li

CEO



Whatsapp QR code



WeChat QR code

TIMOTION LIMITED

Changteng Science Park, West of Nanzhuang Avenue, Nanzhuang Town.Chancheng District, Foshan, Guangdong Province, China.

Mob:

+86-13500256879

WhatsApp:

+86-13500256879

WeChat:

18566446535

Email:

info@gdhsmart.com

Fax:

+86-75781897139

Web:

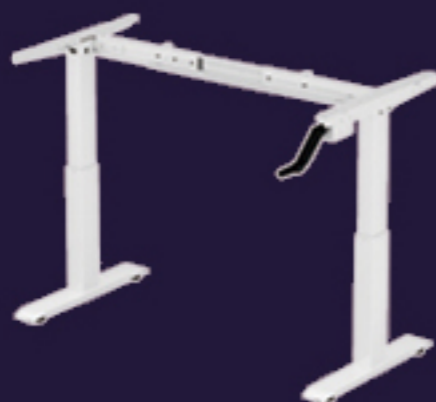
<http://en.ctuser.com/>

Timotion

OEM/ODM STANDING DESK FACTORY



Pneumatic



Manual



Electric



L-shaped



Face to face